

port ID: PAY018
 mpany NWK
 y Period End 12/17/2021
 n ID: 2126

PeopleSoft
 US PAYROLL SUMMARY REPORT
 On/Off Cycle CONFIRMED

Page No. 1
 Run Date 12/22/2021
 Run Time 07:27:36

y Check Summary
 l Checks (Including On-line)

| Count | Total Gross | Total Taxes | Total Deductions | Net Pay |
|-------|---------------|--------------|------------------|---------------|
| 7,236 | 21,476,553.02 | 4,603,328.85 | 4,629,487.69 | 12,243,736.48 |

-line Checks

| Count | Total Gross | Total Taxes | Total Deductions | Net Pay |
|-------|-------------|-------------|------------------|---------|
| 0 | 0.00 | 0.00 | 0.00 | 0.00 |

tch Final Checks

| Count | Total Gross | Total Taxes | Total Deductions | Net Pay |
|-------|-------------|-------------|------------------|---------|
| 0 | 0.00 | 0.00 | 0.00 | 0.00 |



-line Final Checks

| Count | Total Gross | Total Taxes | Total Deductions | Net Pay |
|-------|-------------|-------------|------------------|---------|
| 0 | 0.00 | 0.00 | 0.00 | 0.00 |

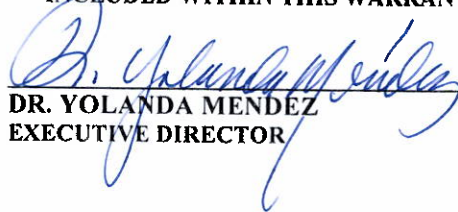
y Earnings Summary

| Count | Regular Earnings | Hours For Regular Earnings | Regular Hours | Earnings For Regular Hours | Overtime Hours | Earnings For Overtime Hours |
|-------|------------------|----------------------------|---------------|----------------------------|----------------|-----------------------------|
| 9,922 | 16,298,437.56 | 329,570 | 67,650.19 | 1,465,224.37 | 8,005.14 | 377,900.57 |

EVAN GILLINGHAM:
 FUNDS WERE WIRE TRANSFERRED.

 
 VALERIE V. WILSON
 SCHOOL BUSINESS ADMINISTRATOR

THIS IS TO CERTIFY THAT ALL PERTINENT
 STATUTES AND THE RULES OF THE NJ DEPT. OF
 PERSONNEL HAVE BEEN FOLLOWED FOR PERSONNEL
 INCLUDED WITHIN THIS WARRANT


 DR. YOLANDA MENDEZ
 EXECUTIVE DIRECTOR

Report ID: PAY018
 Company: NWK
 Pay Period End: 12/17/2021
 Print ID: 2126

PeopleSoft
 US PAYROLL SUMMARY REPORT
 On/Off Cycle CONFIRMED

Page No. 2
 Run Date 12/22/2021
 Run Time 07:27:36

Hourly Earnings Summary

| Earnings Code | Count | Other Hours | Other Earnings |
|---------------|-------|-------------|----------------|
| ADE | 108 | 968.30 | 65,424.72 |
| AFS | 17 | 0.00 | 2,355.00 |
| ANS | 6 | 60.00 | 2,661.06 |
| ASP | 458 | 0.00 | 177,558.27 |
| ATY | 3 | 9.80 | 346.28 |
| AWL | 6 | 151.25 | 2,488.89 |
| BBS | 2 | 0.00 | 0.00 |
| BPI | 36 | 0.00 | 16,480.00 |
| BRV | 47 | 845.50 | 41,944.61 |
| COA | 4 | 0.00 | 33,300.00 |
| COT | 1 | 0.00 | 482.50 |
| COV | 76 | 88.40 | 6,006.00 |
| EDP | 2 | 123.00 | 4,285.40 |
| DIF | 1 | 0.00 | 532.70 |
| EDP | 770 | 9,482.12 | 375,620.08 |
| EPT | 10 | 56.45 | 2,244.89 |
| ESF | 3 | 66.50 | 2,391.16 |
| EST | 70 | 1,081.25 | 29,268.50 |
| EVT | 3 | 29.50 | 667.40 |
| EXC | 211 | 0.00 | 110,515.53 |
| FMP | 14 | 157.50 | 6,124.13 |
| FMS | 305 | 6,034.50 | 339,225.19 |
| FMV | 14 | 574.00 | 17,110.51 |
| FNE | 1 | 15.00 | 248.10 |
| GDL | 219 | 0.00 | 1,044,568.00 |
| HOL | 1 | -6.50 | -491.08 |
| HPD | 12 | -26.00 | -101.10 |
| HRL | 2 | 28.00 | 1,211.56 |
| JFY | 13 | 138.30 | 6,772.52 |
| LRC | 7 | 0.00 | 7,000.00 |
| MIL | 1 | 6.50 | 359.81 |
| NOS | 45 | 647.80 | 20,401.75 |
| CHR | 219 | 0.00 | 1,549.78 |
| OT3 | 542 | 4,537.45 | 125,101.19 |
| OT4 | 21 | 432.72 | 14,650.51 |
| OT5 | 5 | 36.50 | 2,979.69 |
| PER | 783 | 5,578.25 | 277,981.05 |
| QUR | 10 | 240.83 | 12,532.87 |
| REG | 50 | -73.02 | -10,509.18 |
| RET | 11 | 0.00 | 5,939.76 |
| RHR | 218 | 0.00 | 8,919.90 |
| RO3 | 1 | 8.65 | 371.69 |
| RO4 | 3 | 0.00 | 917.17 |
| SCK | 2,461 | 30,374.20 | 1,494,402.60 |
| SCP | 333 | 3,085.75 | 61,445.88 |
| SH1 | 2 | 190.00 | 690.83 |
| SL3 | 3 | 75.00 | 3,668.17 |
| SWO | 2 | 14.50 | 422.30 |
| TDY | 362 | 539.68 | 15,519.44 |
| ULA | 5 | 96.00 | 3,767.47 |
| VAC | 158 | 2,563.50 | 101,128.01 |
| WKC | 15 | 708.25 | 28,475.51 |
| Total | 7,672 | 68,939.43 | 4,466,957.02 |

Report ID: PAY018
Company: NWK
Reporting Period End: 12/17/2021
Report ID: 2126

PeopleSoft
US PAYROLL SUMMARY REPORT
On/Off Cycle CONFIRMED

Page No. 3
Run Date 12/22/2021
Run Time 07:27:36

Special Accumulator Summary

| Special Earnings Code | Count | Special Earnings |
|-----------------------------|--------|---------------------|
| 403 | 7,105 | 20,095,324.97 |
| 457 | 7,105 | 20,095,324.97 |
| DCP | 7,108 | 20,211,427.74 |
| GDL | 125 | 1,044,568.00 |
| GHP | 126 | 10,469.68 |
| GHW | 6,979 | 18,275,073.57 |
| GFS | 7,136 | 21,476,553.02 |
| L68 | 7,110 | 20,157,441.53 |
| PPD | 6,978 | 17,820,538.39 |
| REG | 6,975 | 17,753,152.75 |
| SK3 | 3 | 3,668.17 |
| STT | 6,978 | 17,878,625.63 |
| SUP | 15 | 38,563.76 |
| Total | 63,743 | 174,860,732.18 |

Employee Deduction Summary

| Plan | Deduction Type/Class | Count | Current Deduction | Deduction Not Taken | Reason Not Taken | Arrears Payback | Deduction Refund |
|------|----------------------|-------|-------------------|---------------------|------------------|-----------------|------------------|
| 00 | 003PPD A | 13 | 469.30 | 0.00 | | | 0.00 |
| 00 | 529EQU A | 238 | 21,069.00 | 0.00 | | | 0.00 |
| 00 | 529EQU A | 1 | 0.00 | 100.00 | N Net | | 0.00 |
| 00 | 617PPD A | 87 | 3,401.70 | 0.00 | | | 0.00 |
| 00 | 68BAS A | 70 | 280.00 | 0.00 | | | 0.00 |
| 00 | A68 A | 1 | 34.86 | 0.00 | | | 0.00 |
| 00 | A68BAS A | 1 | 3.40 | 0.00 | | | 0.00 |
| 00 | ADPERS B | 70 | 8,860.84 | 0.00 | | | 0.00 |
| 00 | ADPERS B | 1 | 0.00 | 124.92 | N Net | | 0.00 |
| 00 | ADTPAF B | 120 | 27,809.60 | 0.00 | | | 0.00 |
| 00 | AFLAC A | 1,287 | 66,271.60 | 0.00 | | | 0.00 |
| 00 | AFLAC A | 3 | 33.27 | 130.21 | N Net | | 0.00 |
| 00 | ARRPER A | 14 | 1,874.11 | 0.00 | | | 0.00 |
| 00 | ARRTF A | 24 | 5,836.63 | 0.00 | | | 0.00 |
| 00 | ASTND A | 93 | 5,124.37 | 0.00 | | | 0.00 |
| 00 | ASTND A | 1 | 0.00 | 55.00 | N Net | | 0.00 |
| 00 | C-PAC A | 32 | 99.00 | 0.00 | | | 0.00 |
| 00 | CARPDU A | 30 | 5,623.37 | 0.00 | | | 0.00 |
| 00 | CARPEA A | 27 | 225.56 | 0.00 | | | 0.00 |
| 00 | CARPEN A | 12 | 1,283.27 | 0.00 | | | 0.00 |
| 00 | CARPMR A | 30 | 2,811.69 | 0.00 | | | 0.00 |
| 00 | CARPVA A | 30 | 7,029.24 | 0.00 | | | 0.00 |
| 00 | CASA A | 265 | 14,584.46 | 0.00 | | | 0.00 |
| 00 | CASA A | 1 | 0.00 | 51.65 | N Net | | 0.00 |
| 00 | CHUBB A | 31 | 2,690.30 | 0.00 | | | 0.00 |
| 00 | COLONI A | 131 | 6,024.66 | 0.00 | | | 0.00 |
| 00 | COLONI A | 1 | 0.00 | 48.87 | N Net | | 0.00 |
| 00 | COPE A | 231 | 234.20 | 0.00 | | | 0.00 |
| 00 | COPE A | 1 | 0.00 | 1.00 | N Net | | 0.00 |
| 00 | DCPEE B | 91 | 6,542.65 | 0.00 | | | 0.00 |
| 00 | DCRPE B | 377 | 22,283.86 | 0.00 | | | 0.00 |
| 00 | DUES A | 450 | 20,608.00 | 0.00 | | | 0.00 |
| 00 | DUES A | 1 | 0.00 | 46.00 | N Net | | 0.00 |
| 00 | ELECCO A | 18 | 227.15 | 0.00 | | | 0.00 |
| 00 | ELECPF A | 18 | 7,269.33 | 0.00 | | | 0.00 |
| 00 | ELECTR A | 18 | 1,621.49 | 0.00 | | | 0.00 |
| 00 | ELECWA A | 18 | 3,180.31 | 0.00 | | | 0.00 |
| 00 | EMEDCB B | 9 | 523.02 | 0.00 | | | 0.00 |
| 00 | EMEDRX B | 4,987 | 944,687.27 | 0.00 | | | 0.00 |
| 00 | ESCREF A | 3 | -1,669.90 | 0.00 | | | 1,669.90 |
| 00 | ESCRO1 A | 319 | 118,772.55 | 0.00 | | | 1,268.29 |
| 00 | ESCPO1 A | 1 | 0.00 | 469.50 | N Net | | 0.00 |
| 00 | ESCRO4 A | 1,645 | 604,187.05 | 0.00 | | | 0.00 |
| 00 | ESCRO4 A | 3 | 0.00 | 121.61 | N Net | | 0.00 |
| 00 | ESSXPN A | 3 | 241.87 | 0.00 | | | 0.00 |
| 00 | FSADBP B | 48 | 5,308.92 | 0.00 | | | 0.00 |
| 00 | FSAMED B | 536 | 25,752.78 | 0.00 | | | 0.00 |
| 00 | GARNRF A | 1 | 25.00 | 0.00 | | | 0.00 |
| 00 | GARNSH A | 283 | 68,947.72 | 0.00 | | | 0.00 |
| 00 | GLAZIE A | 1 | 28.00 | 0.00 | | | 0.00 |
| 00 | INGLIF A | 411 | 18,492.70 | 0.00 | | | 0.00 |
| 00 | INGLIF A | 4 | 33.62 | 211.83 | N Net | | 0.00 |
| 00 | INSREF A | 21 | -73.87 | 0.00 | | | 76.88 |
| 00 | L32INI A | 2 | 80.00 | 0.00 | | | 0.00 |
| 00 | L68A A | 14 | 319.31 | 0.00 | | | 0.00 |
| 00 | L68B A | 43 | 2,072.60 | 0.00 | | | 0.00 |
| 00 | L68C A | 14 | 1,178.72 | 0.00 | | | 0.00 |
| 00 | LABODU A | 9 | 2,238.17 | 0.00 | | | 0.00 |
| 00 | LABOCR A | 9 | 337.83 | 0.00 | | | 0.00 |
| 00 | LABOPA A | 9 | 168.92 | 0.00 | | | 0.00 |
| 00 | LDF003 A | 7 | 28.00 | 0.00 | | | 0.00 |
| 00 | LDF617 A | 32 | 95.20 | 0.00 | | | 0.00 |
| 00 | LNPERS A | 571 | 131,989.25 | 0.00 | | | 0.00 |
| 00 | LNPERS A | 5 | 0.00 | 1,172.24 | N Net | | 0.00 |
| 00 | LNREF A | 5 | -365.56 | 0.00 | | | 365.56 |
| 00 | LNTPAF A | 634 | 289,591.89 | 0.00 | | | 0.00 |

Employee Deduction Summary

| Plan | Deduction Code/Class | Count | Current Deduction | Deduction Not Taken | Reason Not Taken | Arrears Payback | Deduction Refund |
|-------|----------------------|--------|-------------------|---------------------|------------------|-----------------|------------------|
| 00 | LNTPAF A | 1 | 0.00 | 695.55 | N Net | | 0.00 |
| 00 | LOC10 A | 6 | 240.00 | 0.00 | | | 0.00 |
| 00 | LOC24 A | 7 | 406.25 | 0.00 | | | 0.00 |
| 00 | LOC3 A | 164 | 6,416.00 | 0.00 | | | 0.00 |
| 00 | LOC32 A | 101 | 3,939.00 | 0.00 | | | 0.00 |
| 00 | LOC475 A | 1 | 104.98 | 0.00 | | | 0.00 |
| 00 | LOC68 A | 10 | 295.04 | 0.00 | | | 0.00 |
| 00 | MASNBC A | 2 | 17.20 | 0.00 | | | 0.00 |
| 00 | MASNBP A | 2 | 46.44 | 0.00 | | | 0.00 |
| 00 | MASNDF A | 2 | 146.20 | 0.00 | | | 0.00 |
| 00 | MASNID A | 2 | 135.88 | 0.00 | | | 0.00 |
| 00 | MASNLD A | 2 | 442.04 | 0.00 | | | 0.00 |
| 00 | NJ-PAC A | 18 | 61.70 | 0.00 | | | 0.00 |
| 00 | NJEA A | 171 | 15,018.67 | 0.00 | | | 0.00 |
| 00 | NTU A | 3,619 | 142,507.41 | 0.00 | | | 0.00 |
| 00 | NTU A | 4 | 0.00 | 34.26 | N Net | | 0.00 |
| 00 | NYLIFE A | 251 | 12,976.11 | 0.00 | | | 0.00 |
| 00 | OCCID A | 67 | 2,953.51 | 0.00 | | | 0.00 |
| 00 | PENDUE A | 2 | 3.56 | 0.00 | | | 0.00 |
| 00 | PENPPD B | 145 | 12,911.35 | 0.00 | | | 0.00 |
| 00 | PENREF B | 24 | -1,504.02 | 0.00 | | | 1,504.02 |
| 00 | PERSPN B | 1,718 | 280,395.32 | 0.00 | | | 0.00 |
| 00 | PERSPN B | 1 | 0.00 | 100.79 | N Net | | 0.00 |
| 00 | PINARR A | 26 | 511.70 | 0.00 | | | 0.00 |
| 00 | PLUMMR A | 10 | 704.92 | 0.00 | | | 0.00 |
| 00 | PLUMPF A | 10 | 260.83 | 0.00 | | | 0.00 |
| 00 | PLUMPR A | 10 | 1,409.84 | 0.00 | | | 0.00 |
| 00 | PLUMWA A | 10 | 1,876.80 | 0.00 | | | 0.00 |
| 00 | PNTRAD A | 28 | 5,895.70 | 0.00 | | | 0.00 |
| 00 | PNTRPA A | 27 | 228.18 | 0.00 | | | 0.00 |
| 00 | PNTRVF A | 27 | 2,281.57 | 0.00 | | | 0.00 |
| 00 | PPDINS A | 141 | 833.01 | 0.00 | | | 0.00 |
| 00 | PREFER A | 7 | 447.53 | 0.00 | | | 0.00 |
| 00 | PRUINS A | 26 | 4,206.73 | 0.00 | | | 0.00 |
| 00 | PSHORT B | 2 | 486.62 | 0.00 | | | 0.00 |
| 00 | RTALT A | 63 | 6,210.00 | 0.00 | | | 0.00 |
| 00 | RTSMAS A | 1 | 0.00 | 267.50 | N Net | | 0.00 |
| 00 | SHTDUE A | 1 | 70.70 | 0.00 | | | 0.00 |
| 00 | SMWKAS A | 5 | 1,621.18 | 0.00 | | | 0.00 |
| 00 | SMWKPA A | 5 | 97.55 | 0.00 | | | 0.00 |
| 00 | SMWKVA A | 5 | 929.04 | 0.00 | | | 0.00 |
| 00 | T-COPE A | 984 | 984.00 | 0.00 | | | 0.00 |
| 00 | TINARR A | 9 | 515.70 | 0.00 | | | 0.00 |
| 00 | TNJTS B | 4 | 543.92 | 0.00 | | | 0.00 |
| 00 | TPAFP B | 3,590 | 1,146,758.50 | 0.00 | | | 0.00 |
| 00 | TPAFP B | 1 | 0.00 | 224.57 | N Net | | 0.00 |
| 00 | TRNPRE B | 65 | 3,803.63 | 0.00 | | | 0.00 |
| 00 | TRNPST A | 2 | 70.00 | 0.00 | | | 0.00 |
| 00 | TSACT A | 1 | 58.12 | 0.00 | | | 0.00 |
| 00 | UNUM A | 311 | 19,782.45 | 0.00 | | | 0.00 |
| 00 | UNUM A | 1 | 0.00 | 36.66 | N Net | | 0.00 |
| 21 | PERCO2 A | 2 | -42.90 | 0.00 | | | 0.00 |
| 21 | PERCO3 A | 1 | -21.75 | 0.00 | | | 0.00 |
| 21 | PERSCO A | 870 | 10,825.71 | 0.00 | | | 0.00 |
| 21 | TPFCO2 A | 3 | 42.84 | 0.00 | | | 0.00 |
| 46 | 403B A | 189 | 18,319.00 | 0.00 | | | 0.00 |
| 46 | 403B A | 1 | 0.00 | 100.00 | D 402 Limit | | 0.00 |
| 46 | 403B B | 2,624 | 432,325.96 | 0.00 | | | -13,000.00 |
| 46 | 403B B | 17 | 5,233.35 | 13,523.31 | D 402 Limit | | 0.00 |
| 46 | 403B B | 2 | 0.00 | 225.00 | M Maximum | | 0.00 |
| 46 | 403B B | 4 | 3,374.75 | 13,950.25 | N Net | | 0.00 |
| 49 | 457B B | 48 | 23,931.33 | 0.00 | | | 0.00 |
| 49 | 457B B | 3 | 0.00 | 3,450.00 | F 457 Limit | | 0.00 |
| 49 | 457B B | 1 | 1,000.26 | 299.74 | N Net | | 0.00 |
| Total | | 28,923 | 4,629,487.69 | 35,440.46 | | 0.00 | -8,115.35 |

Employer Contribution Summary

| Plan | Deduction Type/Class | Count | Current Deduction | Deduction Not Taken | Reason Not Taken | Arrears Payback | Deduction Refund |
|------|----------------------|-------|-------------------|---------------------|------------------|-----------------|------------------|
| 00 | CARPAP N | 30 | 2,811.69 | 0.00 | | 0.00 | 0.00 |
| 00 | CARPCI N | 28 | 1,296.02 | 0.00 | | 0.00 | 0.00 |
| 00 | CARPRE N | 30 | 39,363.62 | 0.00 | | 0.00 | 0.00 |
| 00 | CARPWF N | 30 | 37,957.81 | 0.00 | | 0.00 | 0.00 |
| 00 | DCPER N | 92 | 3,608.98 | 0.00 | | 0.00 | 0.00 |
| 00 | DCRPR N | 377 | 12,154.98 | 0.00 | | 0.00 | 0.00 |
| 00 | DENTAL N | 5,245 | 123,609.16 | 0.00 | | 0.00 | 0.00 |
| 00 | DRUGS N | 1,810 | 250,248.85 | 0.00 | | 0.00 | 0.00 |
| 00 | ELECAT N | 18 | 1,363.03 | 0.00 | | 0.00 | 0.00 |
| 00 | ELECEB N | 18 | 2,725.97 | 0.00 | | 0.00 | 0.00 |
| 00 | ELECJA N | 18 | 13,629.97 | 0.00 | | 0.00 | 0.00 |
| 00 | ELECJP N | 18 | 13,629.97 | 0.00 | | 0.00 | 0.00 |
| 00 | ELECJW N | 18 | 25,442.62 | 0.00 | | 0.00 | 0.00 |
| 00 | ELECSO N | 18 | 146.26 | 0.00 | | 0.00 | 0.00 |
| 00 | ELECTD N | 17 | 594.90 | 0.00 | | 0.00 | 0.00 |
| 00 | LABOAN N | 9 | 5,532.07 | 0.00 | | 0.00 | 0.00 |
| 00 | LABOHE N | 9 | 42.22 | 0.00 | | 0.00 | 0.00 |
| 00 | LABOLE N | 9 | 337.83 | 0.00 | | 0.00 | 0.00 |
| 00 | LABOPE N | 9 | 9,332.71 | 0.00 | | 0.00 | 0.00 |
| 00 | LABOTE N | 9 | 903.70 | 0.00 | | 0.00 | 0.00 |
| 00 | LABOWF N | 9 | 9,712.80 | 0.00 | | 0.00 | 0.00 |
| 00 | MASNAF N | 2 | 1,596.16 | 0.00 | | 0.00 | 0.00 |
| 00 | MASNAP N | 2 | 43.00 | 0.00 | | 0.00 | 0.00 |
| 00 | MASNIF N | 2 | 80.84 | 0.00 | | 0.00 | 0.00 |
| 00 | MASNIM N | 2 | 172.00 | 0.00 | | 0.00 | 0.00 |
| 00 | MASNIU N | 2 | 258.00 | 0.00 | | 0.00 | 0.00 |
| 00 | MASNPF N | 2 | 1,783.64 | 0.00 | | 0.00 | 0.00 |
| 00 | MASNPP N | 2 | 147.92 | 0.00 | | 0.00 | 0.00 |
| 00 | MASNWF N | 2 | 1,720.00 | 0.00 | | 0.00 | 0.00 |
| 00 | MEDICA N | 4,973 | 4,123,675.10 | 0.00 | | 0.00 | 0.00 |
| 00 | PLUMAN N | 10 | 5,383.38 | 0.00 | | 0.00 | 0.00 |
| 00 | PLUMED N | 10 | 1,016.44 | 0.00 | | 0.00 | 0.00 |
| 00 | PLUMIN N | 10 | 240.93 | 0.00 | | 0.00 | 0.00 |
| 00 | PLUMVP N | 10 | 1,054.09 | 0.00 | | 0.00 | 0.00 |
| 00 | PLUMNT N | 10 | 75.30 | 0.00 | | 0.00 | 0.00 |
| 00 | PLUMPE N | 10 | 7,453.92 | 0.00 | | 0.00 | 0.00 |
| 00 | PLUMWF N | 10 | 14,004.31 | 0.00 | | 0.00 | 0.00 |
| 00 | PNTRDC N | 27 | 2,737.89 | 0.00 | | 0.00 | 0.00 |
| 00 | PNTRHW N | 27 | 27,378.84 | 0.00 | | 0.00 | 0.00 |
| 00 | PNTRIA N | 27 | 11,202.50 | 0.00 | | 0.00 | 0.00 |
| 00 | PNTRIF N | 27 | 228.18 | 0.00 | | 0.00 | 0.00 |
| 00 | PNTRIP N | 27 | 18,480.74 | 0.00 | | 0.00 | 0.00 |
| 00 | PNTRJT N | 27 | 1,026.71 | 0.00 | | 0.00 | 0.00 |
| 00 | PNTRLF N | 27 | 114.09 | 0.00 | | 0.00 | 0.00 |
| 00 | PNTRLM N | 27 | 228.18 | 0.00 | | 0.00 | 0.00 |
| 00 | PNTRNF N | 27 | 228.18 | 0.00 | | 0.00 | 0.00 |
| 00 | PNTRST N | 27 | 228.18 | 0.00 | | 0.00 | 0.00 |
| 00 | SMWKAN N | 5 | 4,645.20 | 0.00 | | 0.00 | 0.00 |
| 00 | SMWKCO N | 5 | 7,000.32 | 0.00 | | 0.00 | 0.00 |
| 00 | SMWKEF N | 5 | 729.30 | 0.00 | | 0.00 | 0.00 |
| 00 | SMWKHW N | 5 | 8,291.69 | 0.00 | | 0.00 | 0.00 |
| 00 | SMWKIF N | 5 | 232.68 | 0.00 | | 0.00 | 0.00 |
| 00 | SMWKIT N | 5 | 52.69 | 0.00 | | 0.00 | 0.00 |
| 00 | SMWKJL N | 5 | 8.78 | 0.00 | | 0.00 | 0.00 |
| 00 | SMWKNE N | 5 | 13.17 | 0.00 | | 0.00 | 0.00 |
| 00 | SMWKNI N | 5 | 52.69 | 0.00 | | 0.00 | 0.00 |
| 00 | SMWKSA N | 5 | 1,314.60 | 0.00 | | 0.00 | 0.00 |
| 00 | SMWKSF N | 5 | 4.39 | 0.00 | | 0.00 | 0.00 |
| 00 | SMWKSM N | 5 | 8.78 | 0.00 | | 0.00 | 0.00 |
| 00 | VISION N | 5,232 | 26,294.05 | 0.00 | | 0.00 | 0.00 |
| 20 | PERNC2 N | 2 | -14.92 | 0.00 | | 0.00 | 0.00 |
| 20 | PERNC2 T | 2 | -52.00 | 0.00 | | 0.00 | 0.00 |
| 20 | PERNC3 N | 1 | -3.93 | 0.00 | | 0.00 | 0.00 |
| 20 | PERNC3 T | 1 | -44.11 | 0.00 | | 0.00 | 0.00 |
| 20 | PERSNC N | 866 | 1,009.83 | 0.00 | | 0.00 | 0.00 |
| 20 | PERSNC T | 742 | 5,794.94 | 0.00 | | 0.00 | 0.00 |

Report ID: PAY018
 Company: NKK
 Report Period End: 12/17/2021
 Report ID: 2126

PeopleSoft
 US PAYROLL SUMMARY REPORT
 On/Off Cycle CONFIRMED

Page No. 7
 Run Date 12/22/2021
 Run Time 07:27:36

Employer Contribution Summary

| Plan | Deduction Type/Class | Count | Current Deduction | Deduction Not Taken | Reason Not Taken | Arrears Payback | Deduction Refund |
|-------|----------------------|--------|-------------------|---------------------|------------------|-----------------|------------------|
| 20 | TPFNC2 N | 3 | 18.62 | 0.00 | | 0.00 | 0.00 |
| 20 | TPFNC2 T | 3 | 159.96 | 0.00 | | 0.00 | 0.00 |
| 21 | PERCC2 T | 2 | -153.20 | 0.00 | | 0.00 | 0.00 |
| Total | | 20,064 | 4,830,367.21 | 0.00 | | 0.00 | 0.00 |

Report ID: PAY018
 Company: NWK
 Pay Period End: 12/17/2021
 Run ID: 2126

PeopleSoft
 US PAYROLL SUMMARY REPORT
 On/Off Cycle CONFIRMED

Page No. 8
 Run Date 12/22/2021
 Run Time 07:27:36

Employee Tax Summary

| State | Local | Reg | Code | Tax Class | Count | Current Tax | Current Taxable Gross | Current No-Limit Taxable Gross | Tax Not Taken |
|-------|-------|-----|------|-------------|-------|--------------|-----------------------|--------------------------------|---------------|
| FED | | | | Addl Med | 3 | 227.50 | 25,277.11 | 25,277.11 | 0.00 |
| FED | | | | OASDI/EE | 7,133 | 1,235,845.47 | 19,932,995.14 | 20,495,298.09 | 0.00 |
| FED | | | | MED/EE | 7,133 | 297,181.60 | 20,495,298.09 | 20,495,298.09 | 0.00 |
| FED | | | | Withholding | 7,142 | 2,171,816.75 | 18,531,228.70 | 0.00 | 0.00 |
| NJ | | | | Withholding | 95 | 14,432.46 | 343,139.14 | 0.00 | 0.00 |
| NJ | | | | FLI/EE | 7,127 | 57,829.52 | 20,653,366.29 | 21,459,229.82 | 0.00 |
| NJ | | | | NJ SWAF | 7,133 | 633.80 | 3,615,659.69 | 21,469,404.80 | 0.00 |
| NJ | | | | NJ WDPF | 7,133 | 904.24 | 3,615,659.69 | 21,469,404.80 | 0.00 |
| NJ | | | | NJ HCSF | 7,133 | 0.00 | 3,615,659.69 | 21,469,404.80 | 0.00 |
| NJ | | | | Unempl EE | 7,133 | 13,830.77 | 3,615,659.69 | 21,469,404.80 | 0.00 |
| NJ | Y | | | Withholding | 7,000 | 805,978.01 | 20,967,968.50 | 0.00 | 0.00 |
| PA | | | | Unempl EE | 1 | 2.95 | 4,927.69 | 4,927.69 | 0.00 |
| PA | Y | | | Withholding | 36 | 4,645.78 | 149,700.05 | 0.00 | 0.00 |
| Total | | | | | | 4,603,328.85 | | | 0.00 |

Report ID: PAY018
 Company: NWK
 Report Period End: 12/17/2021
 Report ID: 2126

PeopleSoft
 US PAYROLL SUMMARY REPORT
 On/Off Cycle CONFIRMED

Page No. 9
 Run Date 12/22/2021
 Run Time 07:27:46

Employer Tax Summary

| State | Local | Reside | Tax Class | Count | Current Tax | Current Taxable Gross | Current No-Limit Taxable Gross | Tax Not Taken |
|-------|-------|--------|-----------|-------|--------------|-----------------------|--------------------------------|---------------|
| FED | | | OASDI/ER | 7,133 | 1,235,845.47 | 19,932,995.14 | 20,495,298.09 | 0.00 |
| FED | | | Med/ER | 7,133 | 297,181.60 | 20,495,298.09 | 20,495,298.09 | 0.00 |
| FED | | | Unempl ER | 1 | 0.00 | 0.00 | 3,324.95 | 0.00 |
| NJ | | | Addl FUJA | 1 | 0.00 | 0.00 | 3,324.95 | 0.00 |
| NJ | | | Unempl ER | 7,133 | 0.00 | 3,615,659.69 | 21,469,404.80 | 0.00 |
| PA | | | Unempl ER | 1 | 0.00 | 0.00 | 4,927.69 | 0.00 |
| Total | | | | | 1,533,027.07 | | | 0.00 |

End of Report

** NOTE: Totals on this report do not include any online balance adjustment panel activity.**

| State/County/Local | Locality / Abbrv | Withholding | Taxable Gross | Tax Type | Other | Taxable Gross | Tax | Employer | Total Deposit | Taxable Gross | Tax Rate |
|--------------------|------------------|---------------|---------------|----------|-------|---------------|--------------|--------------|---------------|---------------|----------|
| PA | 000 | 18,531,228.70 | 2,171,816.75 | OASEE | | 19,932,995.14 | 1,235,845.47 | 1,235,845.47 | 5,238,098.39 | | 0.600 |
| PA | 002140 | | | MEDEE | | 19,932,995.14 | | | | | |
| | | | | MEDEE | | 20,495,298.09 | 297,181.60 | 297,181.60 | | | |
| | | | | ADDL MED | | 20,495,298.09 | | 297,181.60 | | | |
| | | | | | | 25,277.11 | 227.50 | | | | |
| PA | 000 | 21,311,107.64 | 820,410.47 | FLIEE | | 20,653,366.29 | 57,829.52 | | 893,608.80 | 3,615,659.69 | 0.000 |
| | | | | SWAF | | 3,615,659.69 | 633.80 | | | | |
| | | | | WFDP | | 3,615,659.69 | 904.24 | | | | |
| | | | | HCSF | | 3,615,659.69 | | | | | |
| | | | | UI-EE | | 3,615,659.69 | 13,830.77 | | | | |
| PA | 000 | 149,700.05 | 4,645.78 | UI-EE | | 4,927.69 | 2.95 | | 4,648.73 | | 0.000 |

| | | | | |
|------------------|--------------|--------------|--------------|--------------|
| Check Date Total | 2,996,873.00 | 1,606,455.85 | 1,533,027.07 | 6,136,355.92 |
| Pay Period Total | 2,996,873.00 | 1,606,455.85 | 1,533,027.07 | 6,136,355.92 |
| Company Total | 2,996,873.00 | 1,606,455.85 | 1,533,027.07 | 6,136,355.92 |
| Grand Total | 2,996,873.00 | 1,606,455.85 | 1,533,027.07 | 6,136,355.92 |